



# Learning in a Virtual World

Engaging students for information skills



## Students these days...

- Online delivery
- Number of hours online
- Working students



# The University of Wollongong

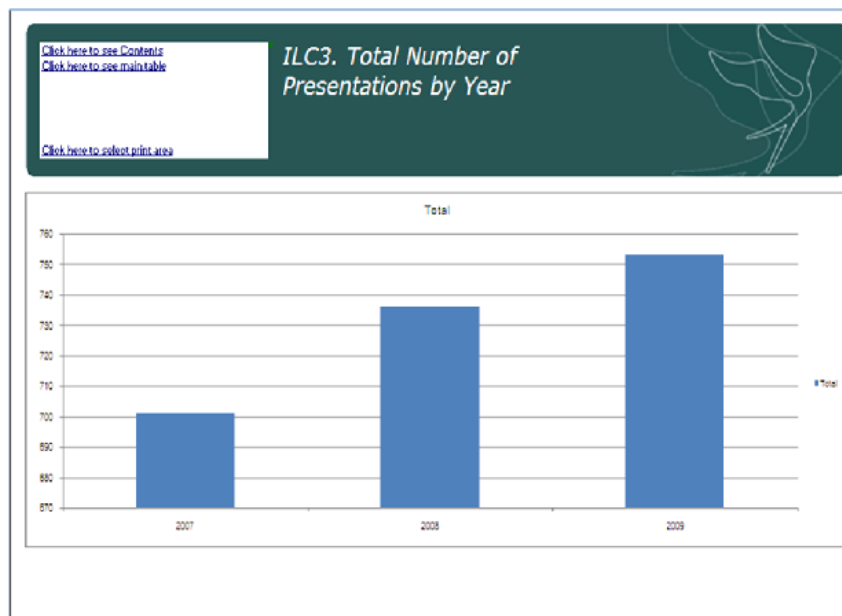


# UOW Library



# Why eLearning?

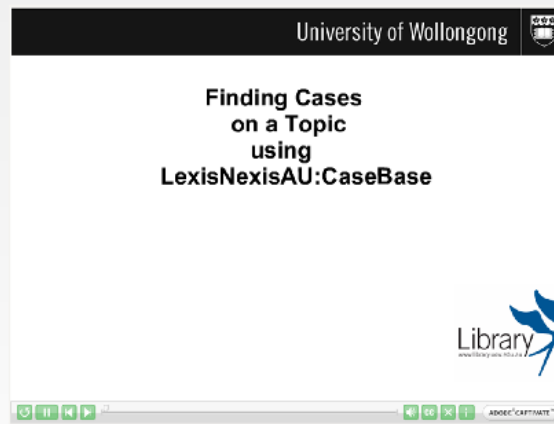
- Growth in student numbers
- Different types of students
- Growth in online resource development



# eLearning Journey @ UOW Library

## STAGE 1: INCEPTION

- Testing and trying new resources
- Developing database tutorials





# eLearning Journey @ UOW Library

## STAGE 2: STORAGE

- Re-use of learning materials
- Equella CMS

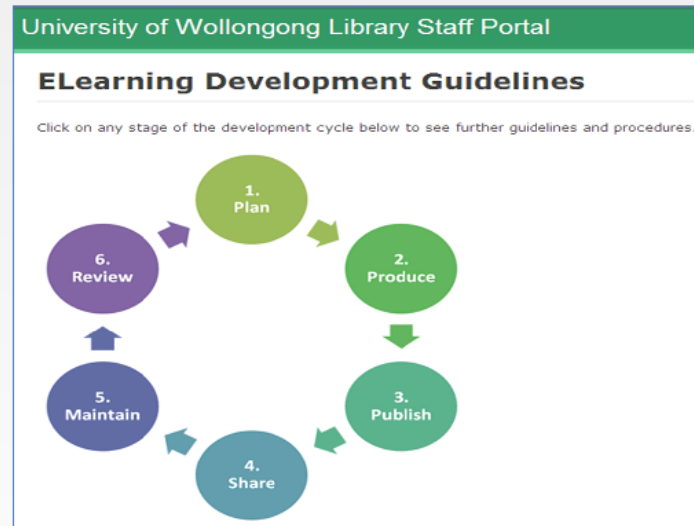
The screenshot displays the 'Resource Centre' interface. At the top, it shows 'Logged in as rumsey' with options to 'log out' and 'edit my details'. The main header is 'Resource Centre' with a search bar. Below the header, there are navigation tabs for 'Home', 'NIR Project', and 'LIBRARY Faculty Librarians'. The 'LIBRARY Faculty Librarians' section is active, showing a search bar and a 'Search' button. Below the search bar, there is a 'Results' section showing 'showing 1 to 10 of 85' items. The results are listed in a table with columns for item name, date, version, and status. The first result is 'Generic formal assessment ( MS Word )' with a date of 12/5/09 2:52 PM, version 1, and status 'live'. The second result is 'Generic eLearning resource (.Archive)' with a date of 3/24/09 2:15 PM, version 1, and status 'live'. The third result is 'Generic presentation ( MS Powerpoint )'.



# eLearning Journey@ UOW Library

## STAGE 3: MANAGEMENT

- eLearning development guidelines
- 'Show Me' branding





# eLearning Journey @ UOW Library




## STAGE 4: USABILITY/VISIBILITY!

- Expanding number of resources
- Promotions matrix

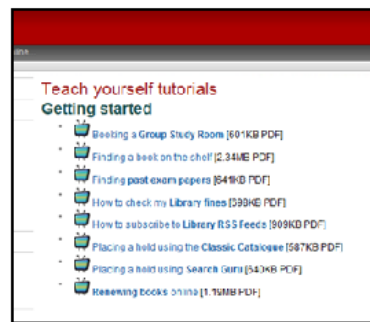
DATE COMMENCING	WEEK GROUPING	MESSAGE	RECIPT MESSAGE	FEATURED SHOW ME (LEARN HOW TO)	LIBINFO4U	WEEK	DESK MESSAGE	DESK HANDOUT	LIBRARY
19-JUL	0-1	Start Smart tours	Lost? Take a Library tour online. Go to: <a href="http://www.library.uow.edu.au/orientation">www.library.uow.edu.au/orientation</a>	Finding a book on the shelf <a href="http://www.library.uow.edu.au/content/groups/public/@web@/libdocuments/docuow073666.pdf">http://www.library.uow.edu.au/content/groups/public/@web@/libdocuments/docuow073666.pdf</a>		0	Start Smart orientation tours, guided, audio and online	StartSmart Pocketguide	
26-JUL						1	StartSmart web tours	StartSmart pocketguide	
2-AUG	2-3	StartSmart EAS	Are a new student? Remember to complete StartSmart before Week 6.	Find your readings <a href="http://www.uow.edu.au/studentservices/featuregroup/assistedstudy/subjecttopsearch/UC/072167.html">http://www.uow.edu.au/studentservices/featuregroup/assistedstudy/subjecttopsearch/UC/072167.html</a>	<ul style="list-style-type: none"> <li>- New database trial</li> <li>- Christine Edge reading (Fanciz Room)</li> <li>- Wrap with Love</li> <li>- Featured resource</li> <li>- Endnote guide</li> </ul>	2	StartSmart: Essential academic information skills	StartSmart bookmark	
9-AUG						3	LibInfo4u		
16-AUG	4-5	Printing & Wireless	Need help with printing or wireless access? See the Information Desk.	Renewing books online <a href="http://www.library.uow.edu.au/content/groups/public/@web@/libdocuments/docuow071166.pdf">http://www.library.uow.edu.au/content/groups/public/@web@/libdocuments/docuow071166.pdf</a>	<ul style="list-style-type: none"> <li>- International week</li> <li>- Cupcake stall (w&amp;g)</li> <li>- Featured resource: Business Statistics</li> </ul>	4	Guid: print	Printing brochure	
23-AUG						5	Wireless/ Laptops for loan	Specialty made flyer**	

### Teach yourself tutorials

#### Getting started

-  [Booking a Group Study Room \[601KB PDF\]](#)
-  [Finding a book on the shelf \[2.34MB PDF\]](#)
-  [Finding past exam papers \[641KB PDF\]](#)
-  [How to check my Library fines \[698KB PDF\]](#)
-  [How to subscribe to Library RSS Feeds \[909KB PDF\]](#)
-  [Placing a hold using the Classic Catalogue \[587KB PDF\]](#)
-  [Placing a hold using Search Guru \[640KB PDF\]](#)
-  [Renewing books online \[1.19MB PDF\]](#)

# 'Show Me' demonstrations



Combining **keywords** to  
improve search results

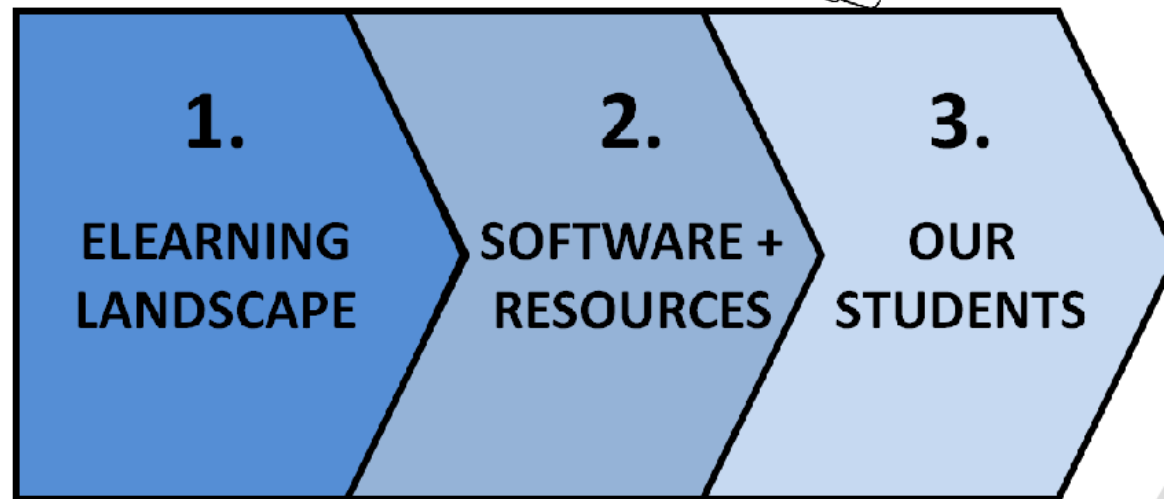


# UOW Library Innovation Grant

- Acknowledgement of Library's role
- Investment in Library staff
- Provision of funds to spend on topic of choice



# The Project

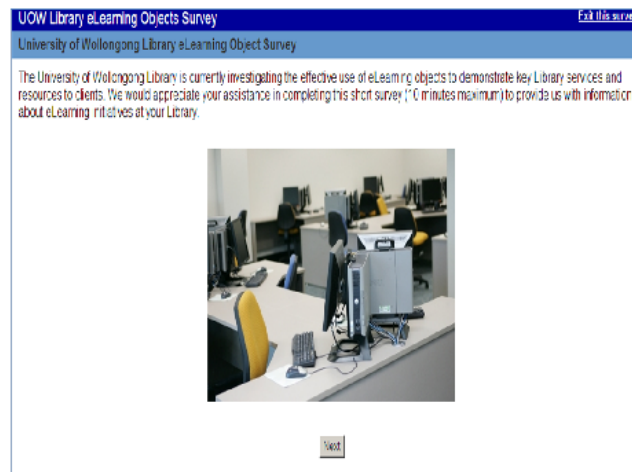


1.

ELEARNING  
LANDSCAPE

## Libraries

- Online survey
- 34 respondents





## Library Survey Results

Specific issues:

- Face to face vs. online
- Targeted vs. generic
- Promotion
- Staff development

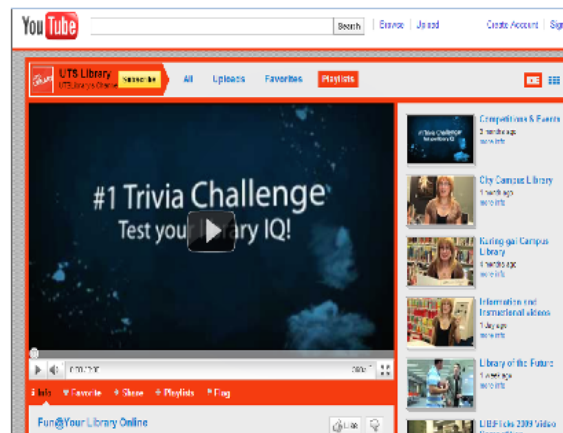




**1.**  
**ELEARNING  
LANDSCAPE**

# UTS Library Visit

- InfoSkills Bank
- Use of YouTube
- Culture of 'play'





**1.**

**ELEARNING  
LANDSCAPE**

# USYD iResearch Project

- Planned approach
- TIES Grant
- Based on solid research







**1.**

**EARNING  
LANDSCAPE**

## Inside UOW

- Ron Wright, Educational Designer, Faculty of Health and Behavioural Sciences
- A/Prof Garry Hoban, Faculty of Education





# Slowmation

<http://slowmation.uow.edu.au>

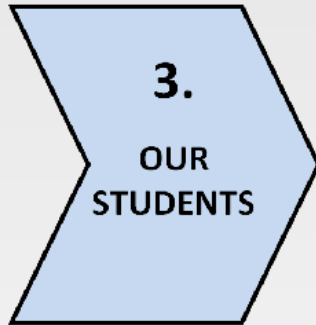


## Third party vs. in-house development

- Staff development
- Ease of update

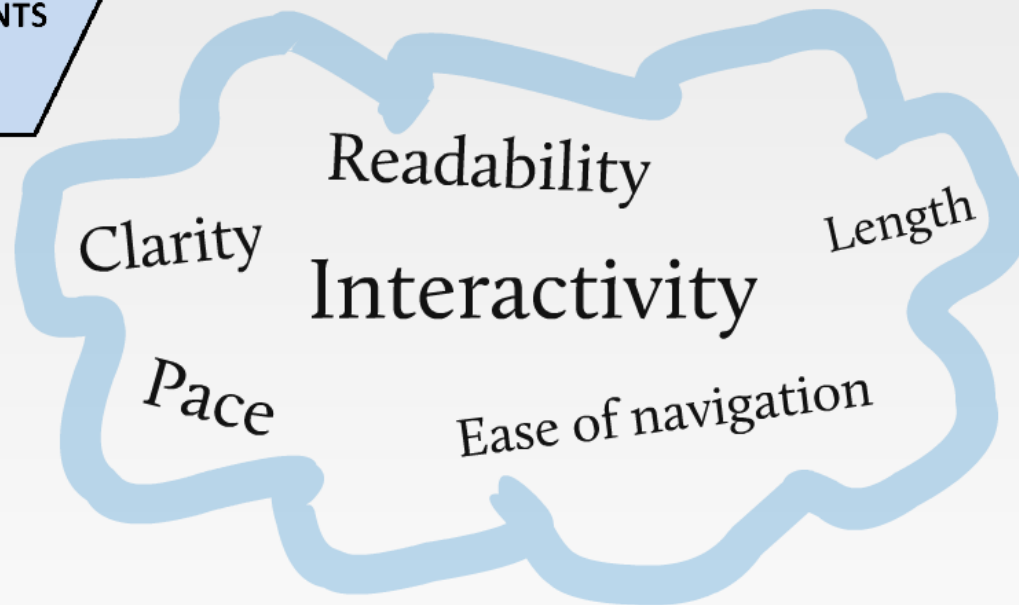
# Software Evaluation

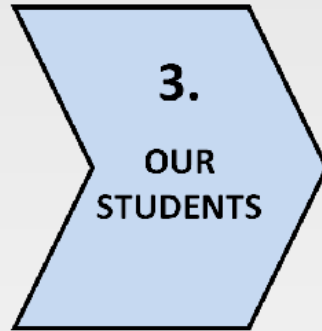
FEATURE/PRODUCT	ADOBE CAPTIVATE 4	ARTICULATE STUDIO 09
Ease of use	✓✓✓	✗
Integration with PPT	✓✓	✓
Quizzes?	✓	✓✓
Audio Capability	✓	✓✓
Video Capability	✓	✓✓
Development Speed	✓	✗
Look/feel	✓✓✓	✓
Cost	✓	✓
<b>OVERALL</b>	✓	✗



## Usability Testing Method

<http://uow.libguides.com/usabilitytest>



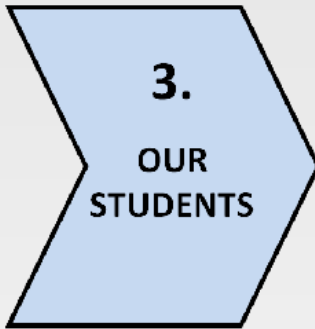


# Usability Testing

Key feedback:

- 'Show Me' Branding
- Visibility and consistency
- Language and pace
- Different students, different needs
- What students like





## Student Commentary

"There are many things I don't know, if we saw them we would learn them".

"It is nice to hear a voice, you don't have to read as much and I read through audio".

"I would like a page where they are all there".

"Where are they on the website? It doesn't stand out".

"I feel like they are trying to help me".

## Where to from here?

- Improve visibility through standardisation
- Improve accessibility
- Improve interactivity
- Library-wide eLearning involvement





# Recommendations

- Evidence-based approach
- Collaboration

## What I got out of the Grant

- Develop new skills
- Investigate an area of interest
- Collaborate with others
- Build confidence





# Learning in a Virtual World

Engaging students for information skills

